

9. Acknowledgments in scientific publications: presence in Spanish science and text patterns across disciplines

Artículo publicado en Journal of the Association for Information Science and Technology, 65(9), 1834-1849. doi: [10.1002/asi.23081](https://doi.org/10.1002/asi.23081). Autores: Adrián A. Díaz-Faes, María Bordons.

Abstract: The acknowledgments in scientific publications are an important feature in the scholarly communication process. This research analyzes funding acknowledgment presence in scientific publications and introduces a novel approach for discovering text patterns by discipline in the acknowledgment section of papers. First, the presence of acknowledgments in 38,257 English-language papers published by Spanish researchers in 2010 is studied by subject area on the basis of the funding acknowledgment information available in the Web of Science database. Funding acknowledgments are present in two thirds of Spanish articles, with significant differences by subject area, number of authors, impact factor of journals, and, in one specific area, basic/applied nature of research. Second, the existence of specific acknowledgment patterns in English-language papers of Spanish researchers in 4 selected subject categories (cardiac and cardiovascular systems, economics, evolutionary biology, and statistics and probability) is explored through a combination of text mining and multivariate analyses. “Peer interactive communication” predominates in the more theoretical or social-oriented fields (statistics and probability, economics), whereas the recognition of technical assistance is more common in experimental research (evolutionary biology), and the mention of potential conflicts of interest emerges forcefully in the clinical field (cardiac and cardiovascular systems). The systematic inclusion of structured data about acknowledgments in journal articles and bibliographic databases would have a positive impact on the study of collaboration practices in science.

Keywords: bibliometrics, text mining.

9.1. Introduction

Research is an increasingly collaborative activity. A series of benefits drawn from collaboration, such as the sharing of knowledge, skills, and techniques; the cross-fertilization of ideas; the division of labor; or the increased motivation derived from human interaction, have been mentioned in the literature. Collaboration enables scientists to address increasingly complex research problems and achieve greater effectiveness in the development of research (Bordons & Gómez, 2000). From a bibliometric point of view, the upward trend in co-authorship rates throughout the past decades in most scientific fields is a reflection of the increasing role of

collaboration in science. In parallel, acknowledgments, which may be considered a measure of “sub-authorship collaboration” (Patel, 1973; Heffner, 1981), have also intensified their presence in scientific publications.

Acknowledgments are an important feature in scholarly communication, because they are used to recognize some special contributions to research that do not qualify for authorship status but may well have a significant bearing on the final results of research (Kassirer & Angell, 1991). As stated by Cronin (1995), an acknowledgment is a voluntary act that follows an implicit code of professional conduct. It has become a constitutive feature of the academic journal article throughout the 20th century as well as a potentially rich source of insight into sub-authorship collaboration in science.

Acknowledgments may be made for different reasons, but they are usually expressions of gratitude concerning different types of support received by researchers. Two general types of support were described by Patel (1973), who distinguishes between technical support, including, among other tasks, collecting data, processing data, operating laboratory machinery, and performing statistical analyses and theoretical support, such as reading, editing, and contributing comments to a draft paper. A more detailed typology was suggested by Cronin and colleagues, who have conducted different studies on the function, frequency, and evolution of acknowledgments in journal papers for various disciplines: information science and library science (Cronin, 1991; Cronin, McKenzie, & Stiffer, 1992); history, philosophy, psychology, and sociology (Cronin, McKenzie, & Rubio, 1993; Cronin, Shaw, & La Barre, 2003); and chemistry (Cronin, Shaw, & La Barre, 2004). As a result of a survey conducted to analyze formal acknowledgments of the papers appearing in JASIS from 1970 to 1990, Cronin identified six acknowledgment categories: *paymaster*, *moral support*, *dogsbody*, *technical*, *prime mover*, and *trusted assessor* (Cronin, 1991, 1995). According to this author, *paymaster* covers the recognition of grants or fellowships; *moral support* shows credit for the provision of access to institutional facilities; *dogsbody* refers to the support from colleagues in routine work such as bibliographic checking, data collection, or analyses; *technical* embraces advice on statistical techniques, computer programming, and comparable tasks; *prime mover* is reserved for individuals who have been influential in stimulating or encouraging the study; and *trusted assessor* is for those who have helped with their ideas, suggestions, or insights to shape the work. In more recent studies on psychology and philosophy (Cronin et al., 2003) and chemistry (Cronin et al., 2004) acknowledgments were classified as moral, financial, editorial, instrumental/technical, and conceptual/cognitive. The conceptual category, which was initially described by McCain (1991, p. 512) as “peer interactive communication” (PIC), is particularly interesting. According to this McCain, PIC includes different contributions such as providing specific information or making specific suggestions, providing critical comments on manuscripts, proffering thanks for advice and discussion, and proffering thanks for inspiration. Because conceptual support

implies an intellectual debt, it is especially relevant, to such an extent that some researchers consider it should be deemed at least as valuable as citations (Edge, 1979; Cronin, McKenzie, Rubio, & Weaver-Wozniak, 1993).

In assessing the research performance of scientists, measures based on productivity (number of publications) and impact (citations) play the most relevant role in the prevailing reward system of science. The need for acknowledgments should also be taken into account in what has been dubbed the “reward triangle,” which was put forward by Cronin and Weaver (1995, p. 173), who argued that acknowledgments have a social, cognitive, and instrumental meaning that should be studied. As stated critically by these authors, “the most trivial citation counts for more than the most sincere acknowledgment,” but both, citations and acknowledgments, describe interaction and influence and should be studied as important features of the scholarly communication process.

Until recently, it was very difficult to carry out studies on acknowledgments (see Giles & Council, 2004), because this information was not available in bibliographic databases. However, the Web of Science (WoS) has been including funding acknowledgment data since August, 2008. This recent development in the WoS database opens up new possibilities for data mining and the analysis of the information contained in the acknowledgment section of papers (Rigby, 2011).

Acknowledgment data can be used for a variety of purposes in science studies, ranging from the study of the interaction among scientists from a sociological standpoint to their uses in research evaluation and funding policy issues. Because many funding bodies mandate being acknowledged in the papers resulting from the research made with their support, the analysis of the acknowledgment information can be useful to track research output and assess the influence of any funding body or specific grant/research program and to identify the strategic scope of a funding agency (Rigby, 2011, 2013). Some studies have analyzed these trends and identified the most acknowledged entities by category (Giles & Council, 2004; Lewison & Markusova, 2010) or by country (Wang & Shapira, 2011; Wang, Liu, Ding, & Wang, 2012). It has been discussed whether funding income might be an indicator of research quality (Gillett, 1991), because research funding entities generally apply some form of peer review to grant applications. This claim is consistent with the results of Costas and van Leeuwen (2012), who analyzed scientific publications covered by the WoS in 2009 and described a greater impact for publications with funding acknowledgments compared with the remaining papers. The impact of grant-funded research was also found to be greater than that of the rest of research in a study dealing with core journals in library and information science (Zhao, 2010) and in a work focusing on U.S. research (Levitt, 2011). Although some research suggests that the impact of research increases with the

number of funding sources (Lewison & Dawson, 1998), no clear relationship between the two variables has been observed in other studies (Rigby, 2011, 2013).

In recent decades, an increase in the use of acknowledgments has been described for different disciplines such as chemistry (Cronin et al., 2004), psychology, and philosophy (Cronin et al., 2003). Interestingly, differences by discipline in the frequency of acknowledgments (Costas & van Leeuwen, 2012) and in the prevailing type of support acknowledged have been observed (Cronin et al., 2004). Acknowledgments seem to be more frequent in the hard sciences but more elaborated in the humanities and social sciences (Salager-Meyer, Alcaraz-Ariza, Luzardo-Briceño, & Jabbour, 2011). Although financial support emerges as the prevailing type in some disciplines such as chemistry (Cronin et al., 2004) and psychology (Cronin et al., 2003), the conceptual type is the most common in other fields, as in the case of philosophy (Cronin et al., 2003). Moreover, the context of publication (for example, the geographic origin of articles and language) also has an influence on the frequency and content of acknowledgments, which seem to be longer and appear more frequently in Anglo-American journals, maybe because acknowledgments have not yet become such a highly institutionalized practice in the non-Anglo-American context (Salager-Meyer, Alcaraz-Ariza, & Pabón-Bervesí, 2009).

Against this backdrop, our research aims to increase our knowledge about the presence and role of acknowledgments in scientific publications. First, the analysis of funding acknowledgment presence in English-language papers published by Spanish researchers is carried out, with special emphasis on differences by subject area. The study focuses on papers written in English because acknowledgments have to be in English to be captured and processed by *Thomson Reuters*²⁷. Second, the existence of specific acknowledgment patterns is explored in four disciplines. Although the inclusion of acknowledgment data in bibliographic databases represents an important step forward, their use remains complicated insofar as they include unstructured information (natural-language text). The study of the content of acknowledgments in previous works is generally addressed by visual inspection and the classification of records according to an acknowledgment typology based on motivation, such as the one described by Cronin (1995). An interesting exception is the paper by Costas and van Leeuwen (2012) in which PIC is identified by means of a search strategy in the funding acknowledgment information available in WoS records. In this study, we introduce a novel approach that explores the usefulness of textual data analysis (Lebart & Salem, 1994; Lebart, Salem, & Bécue, 2000) to identify acknowledgment patterns by discipline.

²⁷ Information provided by the Technical Support Team of *Thomson Reuters*, June 2013.

9.2. Objectives

The acknowledgment section of WoS papers written in English by Spain-based researchers is analyzed in this study with two different and complementary purposes: first, to increase our knowledge about funding acknowledgment presence by subject area and, second, to discover specific acknowledgment patterns by discipline. With respect to the first objective, a variety of questions, such as the following, is addressed: Are there inter-area differences in the presence of acknowledgments in papers? Is there any evidence establishing the higher quality of funded research? Does funded research include a higher number of authors? Are there differences between basic and applied research in their propensity to acknowledge funding? Do the acknowledgment practices of Spanish researchers resemble those of the international scientific community in their corresponding fields? The second objective of this analysis is to assess the possibility of obtaining acknowledgment patterns by discipline. The acknowledgment section includes natural language text, so textual data analysis and multivariate techniques are used to characterize four disciplines based on the type of information included in the acknowledgment section of papers (analysis of lexical profile). It is interesting to point out that the acknowledgment section of papers includes funding data and also sub-authorship information. Therefore, both types of information contribute to define the final disciplinary pattern. Differences between disciplines in their acknowledgment patterns are expected because of divergences in their cultural norms and funding, instrumentation, and teamwork requirements.

Many studies on collaboration in science use only co-authorship-based indicators to analyze collaborative research. However, Melin and Persson (1996) suggest that when we reduce collaboration to co-authorship we are running the risk of neglecting some collaborative activity. According to Laudel (2002), half of the collaborative research practices are overlooked by the classical bibliometric indicator. In this sense, the inclusion of acknowledgments information in the WoS breaks new ground to study collaboration in science from a wider perspective.

9.3. Data and methods

The methodological aspects of this analysis are organized into three different information blocks. First, a description of data sources and the structure of the acknowledgment information in the WoS database is provided. Then, one different information block is obtained for each of the two approaches adopted for the study of the funding acknowledgment section: analysis of funding acknowledgment presence by subject area in Spanish output and textual analysis of acknowledgments in selected disciplines.

9.3.1. Data sources

Scientific papers published in English by Spain-based researchers in 2010 were downloaded from the WoS database in March, 2012. This study focuses on citable items, which include original articles and reviews (hereafter referred to as *papers*). The WoS database includes three sections of information on funding acknowledgment²⁸ (FA): funding agency (FO) contains the names of the agencies that support the research; grant number (FG) provides project identification numbers, if any; and funding text (FT) contains the full text included by the authors in the acknowledgment section of the paper. An example of the funding acknowledgment data included in a paper in WoS is shown in Table 9.1.

Table 9.1. Example of WoS funding acknowledgment data.

Funding Agency	Grant Number	Funding Text
Instituto de Salud Carlos III, Madrid, Spain	G03/078	The study was supported by a grant from the Instituto de Salud Carlos III, Madrid, Spain (grant code: G03/078). Two research grants from Lund University Hospital and The Swedish Heart-Lung Foundation are acknowledged. The authors would like to thank A.Smith for the statistical analysis of data.
Lund University Hospital		
Swedish Heart-Lung Foundation		

In this article, we have worked with the information in the FT section of the WoS records, although we shall refer to it as *FA* for the sake of clarity, because it was considered a clearer abbreviation for *funding acknowledgment*. Note that acknowledgments are collected in the WoS only when they include funding information, but for all such entries all acknowledgment types included by the authors (not only those of the funding type) are collected. This means that our results on the presence of acknowledgments refer specifically to funding, but we can explore sub-authorship patterns when data on the latter have been collected along with any funding information. We consider that the set of acknowledged funding records provides a representative substratum for the study of acknowledgment patterns by discipline.

9.3.2. Analysis of FA presence by subject area

The presence of FA in Spanish scientific publications is analyzed for the total country and by subject area. Publications were assigned to disciplines following the WoS's

²⁸ http://wokinfo.com/products_tools/multidisciplinary/webofscience/fundingsearch/

classification of journals into subject categories. In total, 243 subject categories²⁹ were grouped into 10 subject areas: agriculture, biology, and environment; biomedicine; chemistry; clinical medicine; engineering and technology; humanities; mathematics; multidisciplinary; physics; and social sciences.

A study of the relationship between FA presence and different variables, namely, the prestige of the publication journal, the degree of collaboration in papers, and the basic versus applied nature of research, was undertaken using the following indicators.

- ✓ *Journal prestige*: Papers published in first-quartile journals (Q1; top 25% journals in the impact factor journal ranking) within each *Journal Citation Reports* subject category were identified to explore whether research published in Q1 journals showed a greater presence of FA.
- ✓ *Collaboration*: The average number of authors per paper depending on whether the research was funded or not was studied.
- ✓ *Basic versus applied nature of research*: A classification of journals into four research levels ranging from 1 (most applied level) to 4 (most basic level) was used. The research level was assigned to individual journals on the basis of both expert review and patterns of journal-to-journal citation, in a way that each journal refers mainly to itself and to other journals in the same level or one level more basic. This classification was described by CHI Research/Computer Horizons Inc. (Noma, 1986; Narin, Pinski, & Gee, 1976), which now operates as ipIQ. The average research level of papers depending on whether the research was funded or not was analyzed.

SPSS v.19 was used for the statistical analysis of data. Differences in the presence of FA by genre were studied by applying the χ^2 test. Mann-Whitney's *U* test for non-parametric distributions was performed to explore differences in the average number of authors and in the average research level of papers according to FA presence (funded vs. nonfunded papers). The relationship between the percentage of papers with FA in total journals and in Q1 journals was studied by subject area and subject category through Spearman's ρ coefficient. The α level was fixed at 5%.

9.3.3. Analysis of textual patterns in four subject categories

An in-depth analysis of four subject categories was conducted to characterize them according to the specific role of acknowledgments in each discipline. It is interesting that both funding acknowledgment and sub-authorship collaboration data contribute to define the specific pattern of each category. Our aim was to extract knowledge embedded within the text. Knowledge is expressed in words, so a lexicometric analysis

²⁹ In 2010, there were no English-written publications by Spanish authors in seven WoS subject categories.

establishing a statistical relationship among lexical units was carried out. The subject categories selected for these purposes were the following: cardiac and cardiovascular systems, economics, evolutionary biology, and statistics and probability (Table 9.2). They differ in their subject area, their theoretical versus experimental orientation, and the basic versus applied nature of the research, as measured through the research level indicator. These features were taken into account on the assumption that they might have an influence on the type of information to be included in the acknowledgment section of papers.

Table 9.2. Number of papers, presence of funding acknowledgments and average research level by subject category.

Subject category (WoS)	Subject Area	Broad area	No. Papers in WoS (2010)	% Papers with FA	Research level (mean)
Cardiac & Cardiovascular Systems	Clinical Medicine	Health Sciences	380	52.4%	1.9
Economics	Social Sciences	Social Sciences	546	12.8%	2.8
Evolutionary Biology	Agric., Biol. & Env.	Natural Sciences	271	88.5%	4
Statistics & Probability	Mathematics	Exact Sciences	294	75.5%	2.6

To analyze the text appearing in the acknowledgment section, textual data analysis was used (Lebart & Salem, 1994; Lebart et al., 2000) and the frequency of occurrence of words was obtained. The corpus was segmented into minimal units for frequency calculation. The processing of textual data and the building of a lexical table were carried out by means of Lexico 3 (Lamalle, Martínez, Fleury, & Salem, 2003). Because the software considers variant forms of a given term as different terms, a previous text normalization was performed to prevent such problems. Accordingly, orthographic variations were unified: for example, spelling variations (center vs. centre); variant forms resulting from slashes, hyphens (co-author vs. coauthor), or punctuation marks (WHO or W.H.O.); and variations resulting from the use of capital letters (capital letters were maintained only in personal and institutional names). Acronyms were also revised as a potential distorting element (for example, FIS or Fondo de Investigaciones Sanitarias). Stop words, that is, words with little semantic content that do not provide useful information for the analysis, were removed (articles, pronouns, prepositions, conjunctions, auxiliary and modal verbs). Midlevel “lemmatization” was applied (Bolasco, 1992), which means that the different inflected forms of a word were grouped to its lemma, allowing them to be analyzed as a single item: verbs into their infinitive form (e.g., supports, supported, supporting = support) and nouns into their

singular form. In addition, words with a different lemma but with equivalent semantic content were grouped together (for example, JAE, FPU, and FPI were grouped together under the *fellowship* entry since they are acronyms for different programs of fellowship grants in Spain). Finally, personal or institutional names and project numbers have not been taken into account for the analysis because our focus is on identifying acknowledgment patterns and making possible sub-authorship inferences. As a matter of fact, we are more interested in the reasons underlying the acknowledgments than in the identification of the individuals and institutions acknowledged. A threshold of 10 occurrences in the corpus was set in order to select the words to be included in the lexical table. Different frequency thresholds were tested, and the position of words and subject categories in the factorial planes remained quite stable. A lexical table is a cross-tabulation formed by the words and the four selected subject categories and the number of cooccurrences for each category, so that cell (i, j) contains the number of occurrences for word i in the FA of the category j . The matrix obtained has the form $X_{93 \times 4}$ (93 words and four subject categories).

Correspondence Analysis (CA) is a multivariate technique for displaying the rows and columns of a two-way contingency table as points in a low-dimensional space, so that the positions of the row and column points are consistent with their associations in the lexical table. This method was proposed by Benzécri (1973) and reviewed by Escofier and Pagès (1992) and Lebart and Salem (1994), among others. In our study, CA was applied to a data matrix of words and subject categories to find two vector spaces, one representing the words and the other the categories. For distances between two points corresponding to words and two points corresponding to subject categories to make sense, row-profile and column-profile tables are calculated to show the relative frequency distributions of a line of the table (row or column) regarding its total marginal.

With the profiles for the construction of the points, the differences between the distributions of acknowledgments in the text samples are measured by χ^2 distances (which are weighted Euclidean distances between normalized rows with weights inversely proportional to the square roots of the column totals) associated with the matrix into orthogonal factors. The proximity between subject categories represents similarities between them; that is, if two categories are very close in the projection, they are characterized by the same words. The distances between words and subject categories should be interpreted only in barycentric terms. In general, the points near the origin are underrepresented (Berthier & Bouroche, 1975). Note that the weight assigned to the lines of the matrix is inversely proportional to its total marginal. Therefore, words with the highest frequency rates are placed near the origin, whereas those with lower frequency rates will move away from the center of gravity of the axes. Because the WoS includes FA when papers include information about their

funding, words with the highest frequency ranking are expected to be related to funding, so lower frequency terms will be the ones relevant to explore different patterns in sub-authorship information.

For the interpretation of CA seeking maximum inertia plans, the number of factors required to represent the information properly must be addressed. The importance of each axis is measured through a percentage of inertia (i.e., variance) represented by an eigenvalue (λ), which measures the inertia of each of the principal axes, that is, $\lambda_1/\Sigma\lambda_n$ measures the inertia absorbed by the first axis and $(\lambda_1 + \lambda_2)/\Sigma\lambda_n$ measures the inertia absorbed by the planes 1–2. Total inertia is equal to the sum of all principal inertias ($\lambda_1, \lambda_2, \lambda_3 \dots \lambda_n$). In addition, several measures are important to obtain a correct interpretation. The relative contribution of a factor to the element is the relative variability of the variable (subject category) accounted by that factor. These relative contributions tell us how the information is distributed across the axes. In addition, for a point (row or column) on a factorial plane, the quality of representation can be defined by adding the two relative contributions of these factors to the element. Only words and subject categories with a high quality of representation can be properly interpreted. In this study, the quality of representation is rated on a scale ranging from 0 to 1,000 points. Words with a quality of representation below 400 points are not represented in factorial planes. In addition, Ward's hierarchical clustering method was applied using factor scores to identify acknowledgment patterns of subject categories based on similar lexical features. The statistical analysis was run in MultBiplot software (Vicente-Villardón, 2010). A flow diagram of the process is displayed in Figure 9.1.

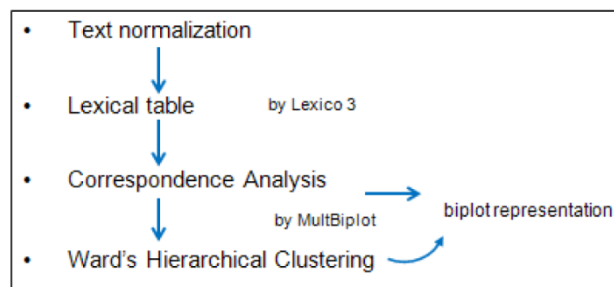


Figure 9.1. Stages in the textual analysis of acknowledgments.

9.4. Results

The scientific papers published in English by Spain-based researchers in 2010 total 43,360 publications, among which 27,774 (64%) present FA data. Our analyses are

based on citable items³⁰ (38,257), with FA being present in 72.6% of them (Table 9.3). Differences in FA presence by genre can be observed in Table 9.3. The results are presented in two distinct sections devoted to (a) the analysis of FA presence by subject area and (b) the analysis of textual patterns by subject category.

Table 9.3. FA presence by genre.

Genre	Without FA	With FA	Total
Articles	8,113 (23.4%)	26,577 (76.6%)	34,690
Reviews	642 (35%)	1,191 (65%)	1,833
Proceedings papers	1,728 (99.7%)	6 (0.3%)	1,734
Total citable items	10,483 (27.4 %)	27,774 (72.6%)	38,257

Note. $\chi^2 = 4,636.6$, $p < .01$.

9.4.1 Analysis of FA presence by subject area

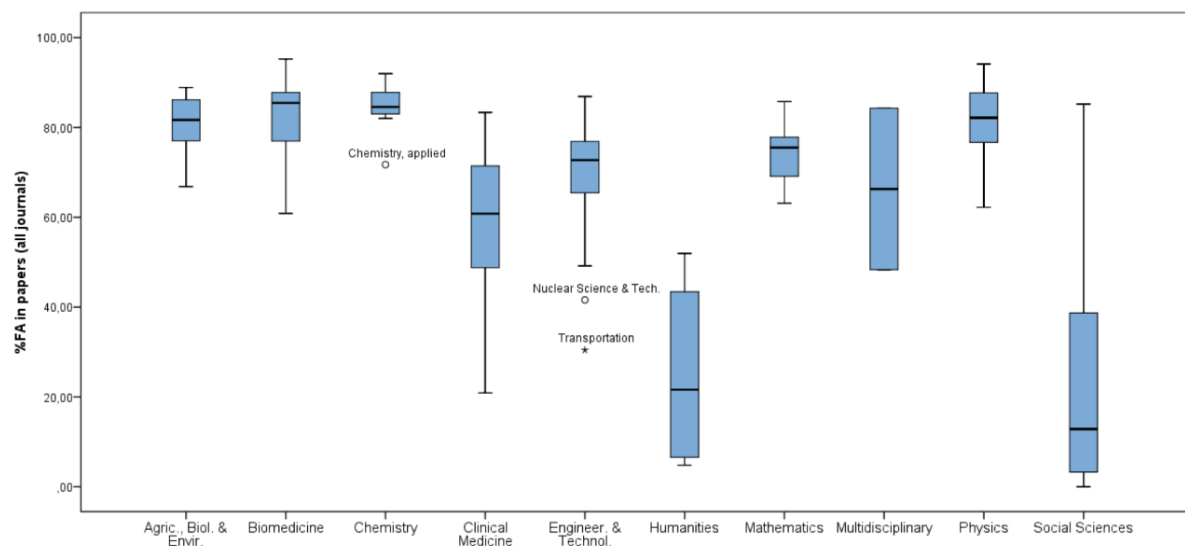
The presence of FA in English-language papers published by Spanish authors varies by subject area (Table 9.4.). It is low in the humanities (20%) and social sciences (28%) and intermediate in clinical medicine (59%), whereas it stands above 73% in the remaining areas. Physics and chemistry have the highest percentages of publications with FA (above 81%). Figure 9.2 shows the distribution of the category share of papers with FA by subject area, which is quite similar across experimental areas (e.g., physics, chemistry, mathematics) and presents a higher level of dispersion in engineering and technology (from 34% in transportation to 87% in mathematical and computational biology) and biomedicine (from 61% to 95%). The case of the multidisciplinary area should be analyzed with care, because only two subject categories make up the whole area. Clinical medicine shows a more dispersed pattern in FA frequency, which ranges from surgery (21%) to toxicology (83%), whereas social sciences presents a rightward-skewed distribution, from sociology and international relations (0%) to biological psychology (85%). Finally, humanities also shows a rightward-skewed distribution, from linguistics (8%) to archaeology (52%).

³⁰ The “proceedings paper” genre refers to articles which have been previously presented in a conference. The two genres (“article” and “proceedings paper”) are assigned to these papers by Thomson Reuters.

Table 9.4. Presence of FA by subject area.

Subject area	Total journals			Q1 journals		
	No.	No. Papers	% Papers	No.	No. Papers	% Papers
	Papers	with FA	with FA	Papers	with FA	with FA
Agric., Biol. & Envir.	7,974	6,473	81.1	4,907	4,172	85.0
Biomedicine	7,934	6,413	80.8	4,385	3,852	87.8
Chemistry	5,951	4,996	84.0	4,018	3,473	86.4
Clinical Medicine	7,609	4,525	59.4	3,969	2880	72.6
Engineer. & Technol.	8,573	6,298	73.5	5,212	4,183	80.3
Humanities	356	72	20.2	74	35	47.3
Mathematics	2,220	1,695	76.4	931	764	82.1
Multidisciplinary	655	520	79.4	456	419	91.9
Physics	7,064	5,779	81.8	4,327	3,821	88.3
Social Sciences	2,882	805	27.8	1,143	542	47.4
Total	38,257	27,774	72.6	21,058	17,209	81.7

Note. The sum of publications exceeds the actual total because there are journals assigned to more than one area.

**Figure 9.2.** Distribution of the category share of papers with FA by subject area.

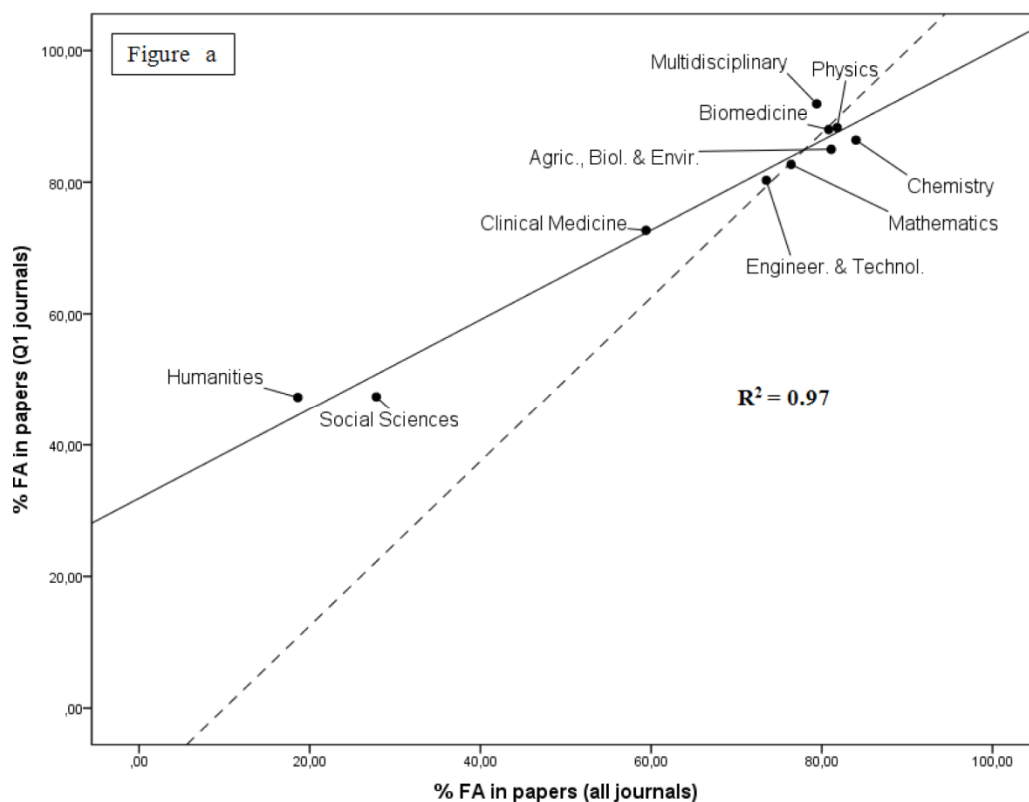
Note: Only subject categories with at least 30 papers are shown ($n = 196$).

9.4.2 Influence of journal prestige

Interestingly, the presence of FA in Q1 journals is higher than in the total set of journals (82% vs. 73%). This applies to all subject areas, but the differences are

especialmente significant in the humanities³¹ (47% of FA in Q1 journals vs. 20% in total journals) and social sciences (47% vs. 28%; Table 9.4).

A high correlation is observed between the percentage of papers with FA in all journals and in the set of Q1 journals by subject area (Figure 9.3a). To explore the extent to which there are differences by subject category within a given area, the percentage of papers with FA by category is also shown (Figure 9.3b); colors are used to identify the subject categories in a given area). A strong and positive correlation is observed at both levels, subject areas, $\rho = .82$, $p < .01$, and subject categories, $\rho = .91$, $p < .01$. Most areas and categories are placed above the diagonal line in the graph (dashed line), which means that the percentage of FA in Q1 journals tends to be higher than in total journals.



³¹ It should be noted that the impact factor is not calculated by *Thomson Reuters* for journals only included in Arts & Humanities. It is only available for some journals also included in the SSCI.

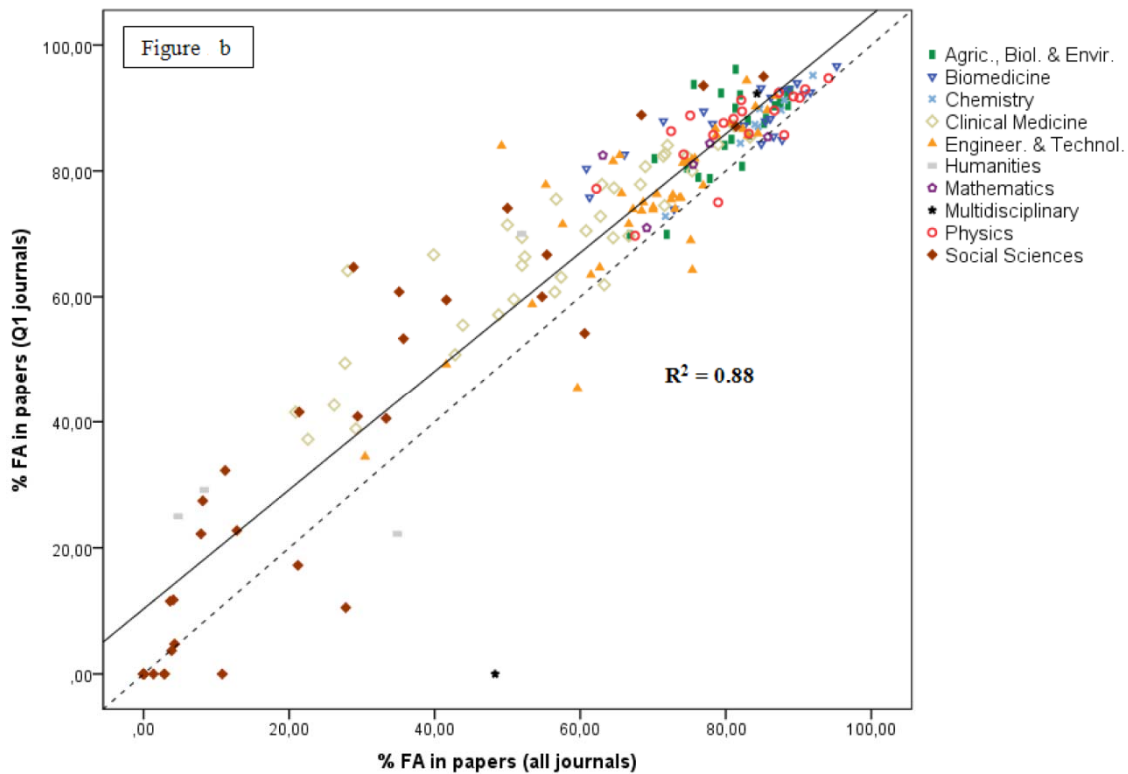


Figure 9.3. Relationship between the percentage of papers with FA in total journals and in Q1 journals by subject area (a) and subject category (b).

Notes: Only subject categories with at least 30 papers are shown in the scatter plot ($n = 196$). The solid line represents the regression line. The dashed line represents the diagonal in the graph.

We can see in Figure 9.3b that subject categories in a given subject area tend to group together. However, it is worth noting that the greatest scattering of categories is observed in social sciences and clinical medicine. A more detailed analysis of the social sciences area is shown in Figure 9.4, in which the percentage of papers with FA in the total set of journals and in the subset of Q1 journals by subject category is shown (excluding those without FA). As mentioned, FA is more likely to appear in Q1 journals, although the frequency varies largely by category. The areas closer to experimental sciences are more likely to include FA; see, for example, psychology, biological (95%), health care sciences and services (89%), and geography, physical (87%). Almost no FA presence is observed in other subject categories such as psychology, educational; business; and history of social sciences. Interdisciplinary differences with regard to the level of economic resources needed to conduct research can be a determining factor of FA presence.

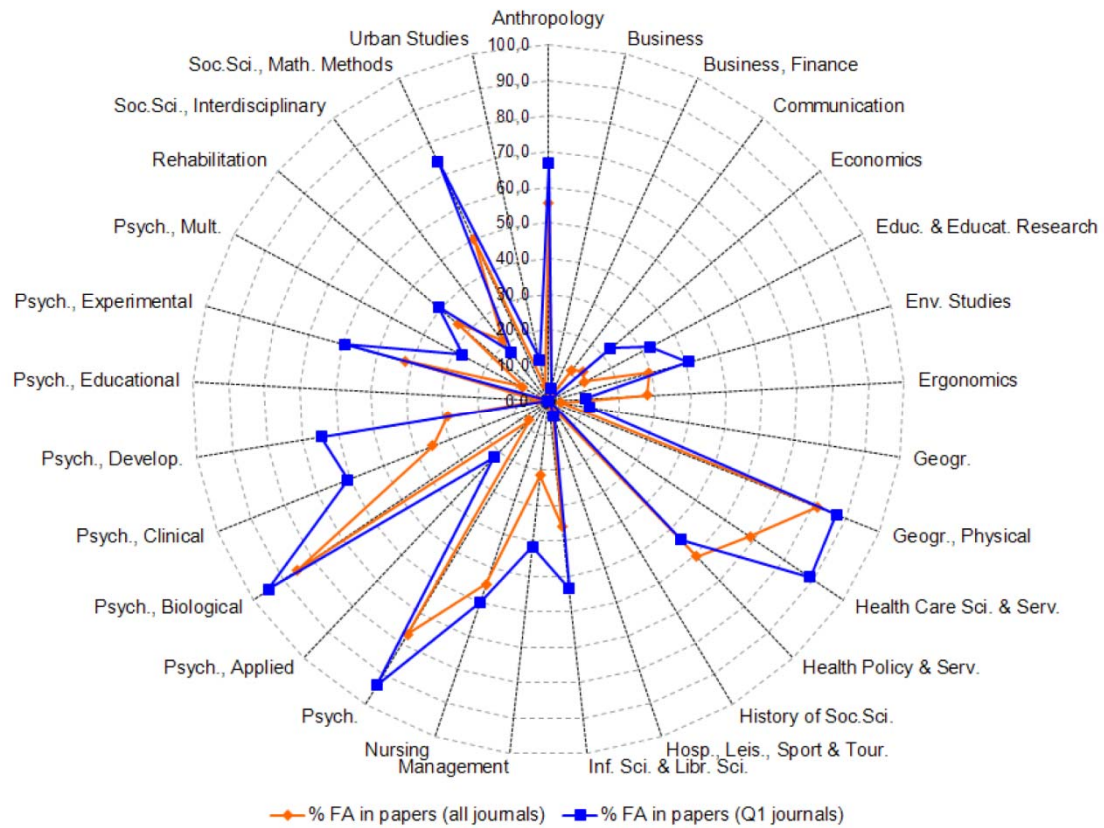


Figure 9.4. FA presence in social sciences subject categories: total journals and Q1 journals.

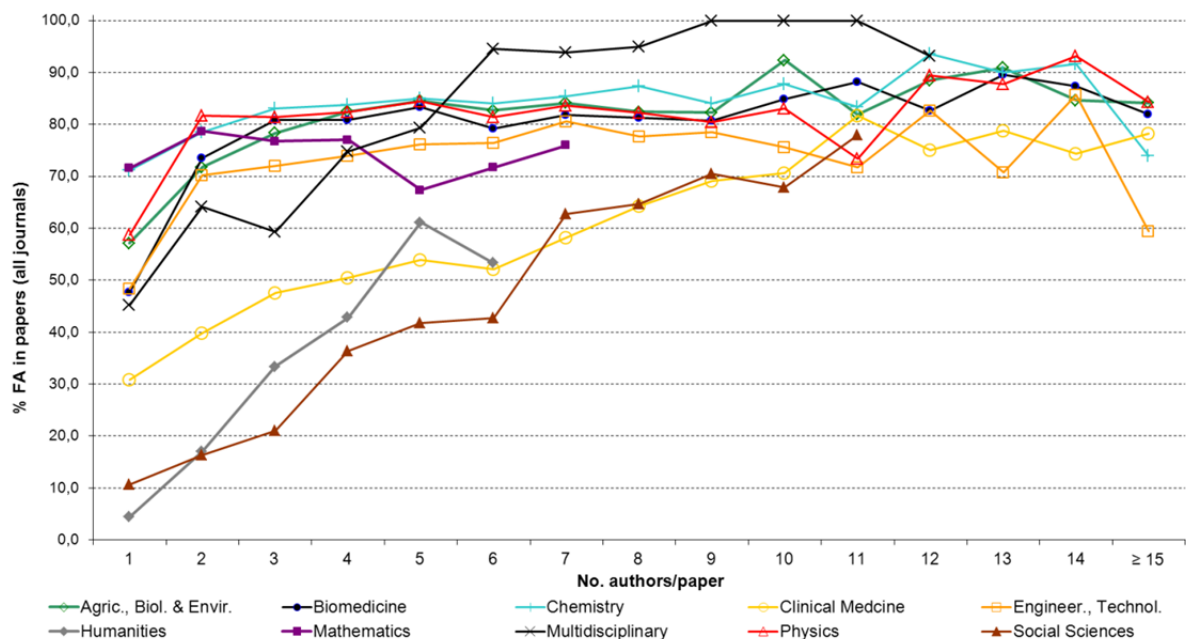
9.4.3. Influence of the number of authors

The relationship between the number of authors per paper and the presence of the acknowledgment section is analyzed. Assuming that team size grows with the complexity of research, the need for infrastructure, and the level of required economic support, FA presence is expected to increase with the number of authors per paper. Table 9.5 shows the average number of authors per paper by subject area depending on whether the FA section is present or not. The average number of authors tends to be higher for the set of papers including FA, the differences being statistically significant in engineering and technology, clinical medicine, social sciences, and humanities (Mann-Whitney's U test, $p < .01$).

Table 9.5. Average number of authors related to the presence of FA by subject area (mean \pm Standard Deviation [SD]).

Subject area	No. authors/paper		<i>p</i> -value
	<i>M</i> ± <i>SD</i>		
	Without FA	With FA	
Agric., Biol. & Envir.	5.0 ± 1.6	5.0 ± 0.9	NS
Biomedicine	6.0 ± 1.3	6.8 ± 1.6	NS
Chemistry	5.0 ± 1.0	5.1 ± 0.4	NS
Clinical Medicine	6.1 ± 1.2	8.3 ± 2.2	< 0.01
Engineer. & Technol.	4.1 ± 1.3	5.2 ± 4.4	< 0.01
Humanities	1.6 ± 0.8	3.3 ± 1.4	< 0.01
Mathematics	2.8 ± 0.3	3.0 ± 0.3	NS
Multidisciplinary	6.4 ± 5.0	7.9 ± 6.1	NS
Physics	13.0 ± 19.4	14.5 ± 19.7	NS
Social Sciences	3.3 ± 1.2	5.1 ± 2.8	< 0.01

The relationship between the number of authors per paper and FA frequency varies by subject area (Figure 9.5). It is worth noting that the share of papers with FA increases almost linearly with the number of authors in some areas, such as clinical medicine, social sciences, and humanities. In the remaining areas, the highest increase in FA presence is observed from one-author to two-author papers, showing a very small increase thereafter. The multidisciplinary area shows a mixed pattern: a notable surge in FA presence is observed from one-author to two-author papers, but FA increases progressively with the number of authors involved.

**Figure 9.5.** Presence of FA by number of authors per paper and subject area.

9.4.4. Influence of the research level

On average, papers with FA tend to show a slightly higher basic research level than the rest of the papers, although statistically significant differences are observed only for clinical medicine (Table 9.6).

Table 9.6. Average research level related to the presence of FA by subject area.

Subject area	Research level		p-value
	<i>M ± SD</i>		
	Without FA	With FA	
Agric., Biol. & Envir.	2.9 ± 0.8	2.9 ± 0.8	NS
Biomedicine	3.2 ± 0.4	3.3 ± 0.4	NS
Chemistry	3.2 ± 0.9	3.3 ± 0.9	NS
Clinical Medicine	1.8 ± 0.4	2.1 ± 0.5	< 0.01
Engineer. & Technol.	1.8 ± 0.6	2.0 ± 0.5	NS
Mathematics	2.6 ± 0.7	2.7 ± 0.7	NS
Multidisciplinary	2.5 ± 1.1	2.9 ± 1.3	NS
Physics	3.3 ± 0.5	3.4 ± 0.5	NS
Social Sciences	1.7 ± 0.8	2.1 ± 0.9	NS

Note: Humanities journals are not shown because the research level is only calculated for SCI and SSCI journals.

9.4.5. Analysis of textual patterns by subject category

A textual data analysis of the FA section was carried out for 1,491 papers published in the four selected subject categories. These categories differ dramatically in terms of FA presence: it ranges from 12.8% in economics to 88.5% in evolutionary biology (Table 9.2). In our study, the entire corpus comprises 50,710 word occurrences ("running words"), of which 10,936 are different forms ("types"; Table 9.7). Hapax legomena (those words with only one occurrence in the corpus) total 7,124 (14% of running words; 65% of types). It is important to note that, although the semantic richness of the acknowledgments is not very high because of the specific role of this section in the papers, the number of hapax legomena is high because of references to projects and persons.

Table 9.7. Lexical features of the corpus.

	Cardiac & Cardiovascular Systems	Economics	Evolutionary Biology	Statistics & Probability	Corpus
No. Running words	11,609	4,734	23,600	10,767	50,710
No. Types	2,436	1,351	5,104	2,045	10,936
Max. Word frequency	605	344	1,287	755	2,991
No. of hapax legomena	1,509	844	3,456	1,315	7,124

CA was applied to the lexical table that we obtained, which is a cross-tabulation including word occurrences for each of the four subject categories. The first two axes retain 92.9% of all the information contained in the lexical table.

Relative contributions of the factor to the element for the columns (Table 9.8) show that axis 1 is determined by the cardiac and cardiovascular systems subject category, whereas axis 2 is configured by the rest of categories, statistics and probability being its leading contributor. With regard to the rows, words related to economic issues have the highest contributions (*consultant, fee, employee, honorary*) in axis 1, whereas axis 2 is characterized by words that reflect some type of contribution (*analysis, collect, assistance, technical*).

Table 9.8. Relative contributions of the factor to the element for subject categories.

Subject categories	Axis 1	Axis 2	Axis 3
Statistics & Probability	47	813	139
Cardiac & Cardiovascular Systems	992	7	1
Economics	120	537	343
Evolutionary Biology	374	626	0

CA results shown in Figure 9.6 reveal differences in the lexical patterns of the subject categories selected. Economics and statistics and probability are found close to each other in the first quadrant of the spatial plot, suggesting that they present similar lexical profiles and similar acknowledgment patterns. Evolutionary biology stands in the fourth quadrant because it is characterized by different words. These subject categories are close in the projection to axis 2, which is characterized by words denoting some type of contribution, support, or process involving technical or research

work. Conversely, cardiac and cardiovascular systems is located in the third quadrant close to axis 1, where some words about grants and economics present a high level of contributions.

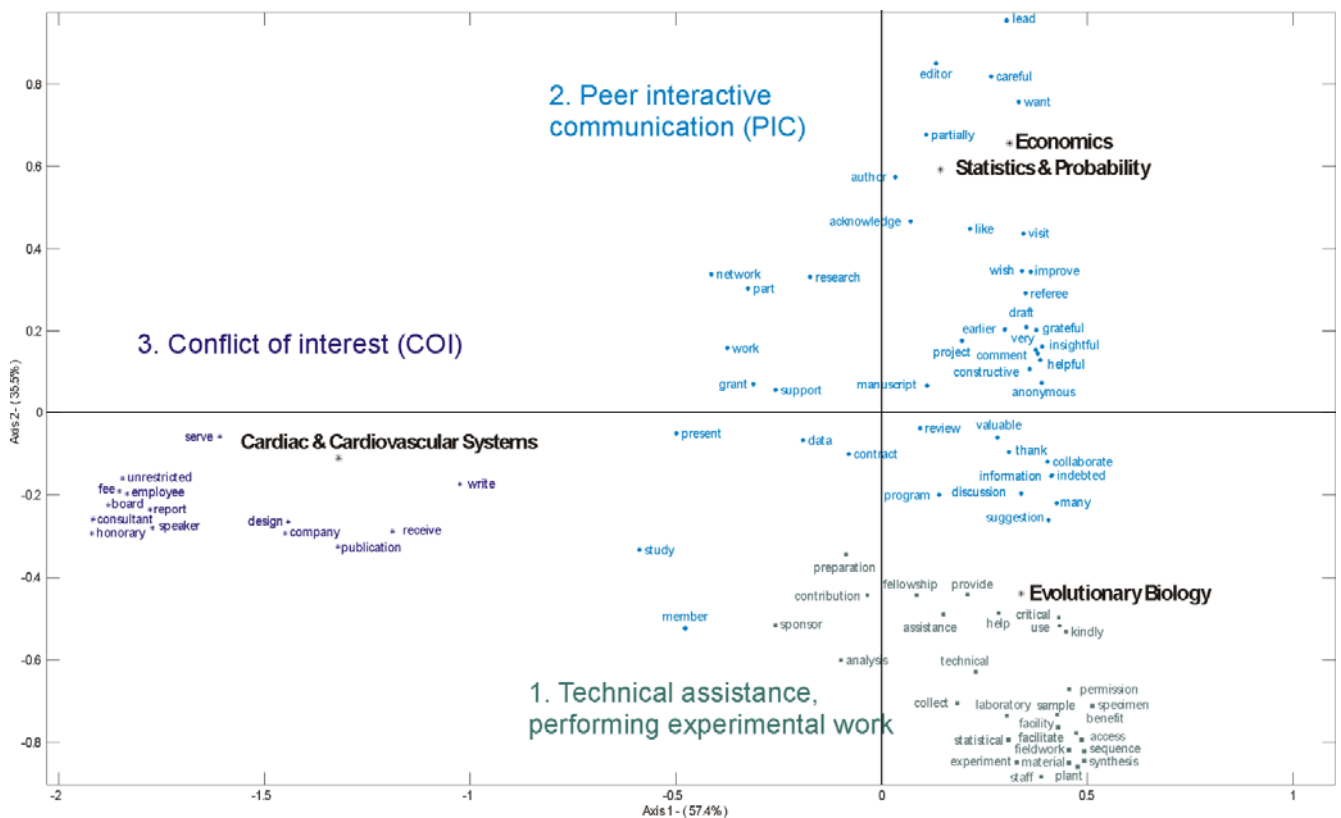


Figure 9.6. CA representation of the different clusters obtained on the principal factorial planes 1–2.

Ward's hierarchical clustering method using factor scores was applied to describe the pattern of the different subject categories, which includes both funding and sub-authorship collaboration data (Figure 9.6). Quality of representation is over 93% in planes 1–2 for clusters detected. Three clusters have been identified according to the lexical features of the corpus.

- ✓ Cluster 1 is formed by words that reveal gratitude for allowing access to facilities or assistance in sample collection, statistical analysis, or laboratory work. These contributions can be defined as technical assistance and performing experimental work. It is the pattern found in evolutionary biology.
- ✓ Cluster 2 recognizes some intellectual debt that contributes to improve the quality of research. It includes words such as *comment*, *improve*, *draft*, *insightful*, *helpful*, *careful*, *anonymous*, and *referee* and reflects cognitive, moral, and editorial support received by the authors, that is, the “peer interactive communication”

concept (PIC) introduced by McCain (1991). This is the pattern described for economics; and statistics and probability.

- ✓ Cluster 3 is formed by words that reveal an existing concern about potential conflicts of interest in the conduct and publication of research. It includes words such as *honorary*, *fees*, and *consultants*, in relation to the collaboration between academic scientists and industry. This is the pattern described in cardiac and cardiovascular systems, which is a clinical discipline that differs completely from the rest of categories analyzed in the nature of the information recorded in the acknowledgment section of papers.

9.5. Discussion

Our study analyzes acknowledgments in the English-language scientific publications of Spain-based researchers in WoS in 2010 and confirms the existence of differences in FA presence by subject area, by genre, by journal prestige, and in a specific area, by the basic versus applied nature of research. Moreover, text mining and multivariate analysis have proved useful in discovering interfield differences in the patterns of FA based on similar lexical profiles. Several disciplinary features, such as their theoretical versus experimental nature, the need for economic support, the relevance of teamwork, and the dependence on complex facilities contribute to build differentiated patterns of acknowledgments.

An FA section was present in approximately 73% of the publications written in English by Spain-based researchers in 2010, which is a higher rate than that found for Spanish publications in previous studies (Costas & van Leeuwen, 2012; Wang et al., 2012). Several methodological factors, such as the language and genre of the studied papers, may contribute to explain these differences. On the one hand, the fact that only papers written in English are taken into account in our study may contribute to explain the higher values of FA presence observed, because weaker funding acknowledgment rates have been found for papers written in other languages in the literature (Salager-Meyer et al., 2009). On the other hand, our study focuses on articles and reviews, whereas studies including other genres such as editorials or letters, which very rarely contain acknowledgments, are likely to reveal a lower presence of FA (Costas & van Leeuwen, 2012).

Moreover, an additional factor should be borne in mind. When trying to explore potential differences in FA presence between papers written in English and in other languages by Spain-based researchers, we observed that funding acknowledgments were not recorded at all by the WoS for the set of papers not written in English. After submitting a query to *Thomson Reuters*, we verified that acknowledgments must be in

English to be captured and processed by the WoS. This observation has important implications; papers written in other languages could be considered as nonfunded, although the fact is that we have no information on this issue. Accordingly, the rate of nonfunded papers could be overestimated in those studies in which all papers (not only papers written in English) are considered. This can be especially significant in the more locally-oriented areas, such as social sciences or clinical medicine, in which the share of papers in languages other than English is higher.

In any case, it is interesting to point out that FA presence in Spanish publications was above the world average in 2009 in the study of Costas and van Leeuwen (2012), in which Spain held fifth position (after China, Sweden, South Korea, and Finland) in the world ranking of top FA frequency countries. The existence of mandates for explicit mention of funding agencies has been argued to explain a high share of acknowledged papers in some countries (Costas & van Leeuwen, 2012), Spain being one of them (BOE, 2008). The fact that FA is more likely to appear in articles than in reviews was also observed by Costas and van Leeuwen (2012) and Salager-Meyer et al. (2011). It is clear that articles including original research require more collaboration and infrastructure than reviews, which usually consist of elaboration of previous research on a specific topic. On the other hand, the low presence of FA in proceedings papers may be due to the fact that they tend to be shorter and to contain less detailed information than articles (González-Albo & Bordons, 2011).

9.5.1. Funding acknowledgment by subject area

Our study reveals important differences in FA presence by area. The lowest values of FA are found in humanities and social sciences and the highest in experimental fields, such as chemistry and physics, these results being consistent with previous studies (Cronin et al., 2003, 2004; Costas & van Leeuwen, 2012). The theoretical versus experimental nature of research and its technical complexity, which may require sophisticated infrastructures and teamwork, are joint factors determining the field's dependence on economic resources and, therefore, FA presence too. The low share of FA in the humanities and social sciences could also be influenced by cultural factors; the inclusion of formal acknowledgments in papers is a more widely established tradition in experimental fields (Costas & van Leeuwen, 2012).

The higher presence of FA described for the more basic fields in a previous study (Costas & van Leeuwen, 2012) is supported by our results, because engineering and technology and clinical medicine are the areas with the highest applied research level and the lowest FA rate (apart from social sciences). We do not know the extent to which this is due to the greater dependence of basic research on extramural funding or to the different sources of funding used by basic and clinical research. In any case, within any given area, significant differences in the research level of funded versus

nonfunded papers were observed only in the case of clinical medicine, in which funded papers present a more basic level, maybe because research more clearly oriented to clinical practice is more likely to be developed with intramural resources that are not specifically acknowledged.

9.5.2. Funding acknowledgment by journal prestige

An interesting finding from our study is the higher presence of FA in high-impact-factor journals (Q1), which suggests the higher quality of funded research. Among the possible underlying reasons for this, we can mention the more stringent peer review process applied to funded research or the fact that funding allows scientists to allocate more time to research, access better technology, or collaborate with more qualified scientists (Zhao, 2010). Publications with FA were also published in higher impact factor journals in the study of Costas and van Leeuwen (2012), in which they obtained a higher citation rate than nonfunded publications. A higher citation rate for publications with FA has also been described elsewhere (Lewison & Dawson, 1998; Zhao, 2010; Levitt, 2011). Although a positive relationship between the number of funding sources and the citation impact of papers has been suggested in the literature (Lewison & Dawson, 1998; Rigby, 2011), Rigby concludes in a recent study that the effect of the number of funding acknowledgments is weak and that it should not be considered a reliable indicator of research impact (Rigby, 2013). On the other hand, Zhao (2010) advocates a cautious approach, because some of the most cited papers include no funding acknowledgments (Zhao, 2010). Unfortunately, citation data were not analyzed in our study and, therefore, we cannot provide any new evidence on this issue.

In this study, the biggest difference in FA presence between all journals and Q1 journals was observed in the humanities, social sciences, and clinical medicine, in that order. These areas show the lowest share of papers with FA, but FA presence reveals its greatest increase if only high-impact-factor journals are considered (Q1 journals). We could argue that research in these areas is more locally oriented (Archambault, Vignola-Gagne, Cote, Larivière, & Gingras, 2006; González-Alcaide, Valderrama-Zurián, & Alexandre-Benavent, 2012), and perhaps funding is more frequently associated with more international research topics within each area, which are more easily placed in top-rank journals. However, a deeper analysis of the data would be required to confirm this hypothesis.

Because national journals are rarely placed in the first quartile of the impact factor journal ranking within their disciplines, a high volume of publications in them might contribute to the lower FA presence in the total set of papers compared with the Q1 set. However, the share of papers in Spanish journals is very low in this study, because only English-language papers were considered (it accounts for 2% of papers; ranging

from 0.1% of papers in chemistry to 7% in social sciences and 12% in humanities). In any case, the study of potential differences between national and international journals in FA presence remains an interesting topic for further research. A lower presence of FA in non-English journals has been described in the literature (Salager-Meyer et al., 2009), where it was attributed to a less strict commitment to comply with international authorship guidelines. The extent to which this applies to journals published in Spain and whether there are differences according to their language remain open questions. However, for the time being, they cannot be addressed through the WoS database because acknowledgment data are not recorded for Spanish-language journals.

9.5.3. Funding acknowledgment by number of authors

In our study, higher numbers of authors are observed for papers with FA compared with those without FA. Different interrelated factors may contribute to explain this tendency. On the one hand, this may be due to the fact that more complex research requiring more infrastructure and teamwork is more likely to be funded because it cannot be conducted without economic support. On the other hand, it should be mentioned that scientists in Spain are encouraged to form teams when they apply for research grants from the most important agencies as a means to foster team consolidation in the country, so that larger teams may stand a better chance in their quest for funding. The fact that collaborative research may be favored by funding agencies has been previously suggested in the literature (e.g., Zhao, 2010). Finally, it is interesting to point out that the higher number of authors per paper of funded research could be an influential factor in the final quality of the papers and help explain why they are more often found in Q1 journals, given that a positive relationship between the number of authors and the impact of research has been formerly described in the literature (Gazni & Didegah, 2011; Bordons, Aparicio, & Costas, 2013).

It should also be noted that in most subject areas the highest increase in FA presence is observed when we move from single-authored to multiauthored papers, because the former are less likely to receive funding, and because such research is thought to be less dependent on infrastructure. The situation is somewhat different in the areas of the social sciences, humanities, and clinical medicine, which show the lowest overall FA presence, although it tends to increase linearly with the number of authors. In the first two areas, single-authored papers represent an important share of research, and funding may have a critical role in boosting collaboration and multiauthored papers. In the case of clinical medicine, many papers might have been written by physicians as a result of their professional practice at medical sites with no special extramural funding, and yet as the number of authors increases so does the probability of having

extramural funding, especially for larger teams, who may be involved in clinical studies frequently supported by commercial companies.

9.5.4. Acknowledgment patterns by subject category

Despite the fact that only four categories were studied, the existence of interfield differences in the textual pattern of the acknowledgments is confirmed here, and different roles played by acknowledgments depending on the field have been identified. These differences are dependent mainly on the type of research, but other influences, at both the local and the global levels, such as social and cultural factors, also play a role.

Our study shows that PIC is a characteristic feature of the more theoretical or socially-oriented fields (i.e., statistics and probability, economics), whereas the recognition of technical aid (data collection and analysis) is more common in experimental research (i.e., evolutionary biology), and the mention of potential conflicts of interest occurs especially in the clinical field (i.e., cardiac and cardiovascular systems). With regard to “sub-authorship information,” PIC acknowledgments are particularly relevant, in that they imply an intellectual debt and, as has been pointed out by other authors (McCain, 1991; Davis & Cronin, 1993), suggest an extra peer-review process before publication, which may enhance the quality of the final paper (Costas & van Leeuwen, 2012). The recognition of technical work is also important; it can prove essential for the development of experimental research in specific fields. Finally, the acknowledgment pattern described for the clinical field is not so clearly related to sub-authorship information; it deals mainly with personal or financial relationships (i.e., with commercial firms) that might potentially bias the authors' research and compromise the credibility of their publications.

Conflicts of interest related to project support are becoming ever more common in clinical medicine; scientists may receive funding from commercial firms and private foundations, which may interfere with their ability to analyze data independently, prepare, and publish the results. As a consequence, leading journals request authors to disclose the potential financial interests of sponsors and to describe their involvement in the research project, where appropriate. Although conflicts of interest may lead to biased research publications, a close relationship between the academic and the industrial sectors is beneficial for research (Stossel, 2012), and the disclosure of information on potential conflicts of interest contributes to strengthen article credibility and public confidence in research.

What emerges from our study is that the contents of the acknowledgment section vary largely by subject category and can contain very heterogeneous data. As the research process gains complexity (increasing role of teams and network-based research,

diversity of funding sources, more sophisticated administrative and legal frameworks, growing concern about ethical issues), so does the amount and variety of the information included in the acknowledgment section. Separating funding data, conflict of interest statements, and other types of acknowledgments (e.g., sub-authorship) is becoming the norm in some journals (*Lancet*, 2011; *Nature*, 2012) and may facilitate the task of authors when submitting papers, the flow of information to readers, and its study by interested scientists.

9.5.5. Authors, subauthors and contributors

The textual analysis of the FA section reveals acknowledgment patterns by discipline that are determined by both funding information and sub-authorship collaboration in science. Although our main interest was to identify acknowledgment patterns rather than specific collaborators, it is clear that subauthors providing technical and/or intellectual assistance to the research lie behind these patterns.

At this stage of the discussion, there emerges the interesting issue of trying to sort out the extent to which there is a clear delimitation between the kinds of contributions that deserve to be listed as co-authorship and those falling in the sub-authorship category. Different guidelines, most of them from journal editors, describe the qualifying criteria for authorship, but these are not universally accepted (Claxton, 2005). According to the guidelines of the International Committee of Medical Journal Editors (ICMJE, 2013), to be mentioned as an author, a scientist should not only make substantial contributions to the conception and design of the study or to the acquisition, analysis, and interpretation of data, but also participate in drafting the article or revising it critically as well as in the approval of its final version. Collaborators who do not fully comply with authorship criteria should be acknowledged (Claxton, 2005), but there are many signs that researchers are scarcely familiar with authorship criteria (Marusic, Bosnjak, & Jeroncic, 2011), which, in addition, may vary from one discipline, institution, or team to another. Although most author guidelines tend to privilege the creative and intellectual aspects of research over technical contributions, the interest of the latter is being increasingly recognized by scientists themselves (Winston, 1985; Hunt, 1991; Vinkler, 1993; Digiusto, 1994) and by journal editors (Wager, 2009). Indeed, the key issue is not only to decide what type of contribution (PIC, technical, etc.) deserves authorship but also what threshold of involvement is required.

The need to clarify the specific role of every author in a given piece of research has led some journals (for example, *Nature*³²) to include a list of contributors, instead of authors, in their papers, where the contribution of each author to the research is

³² <http://www.nature.com/nature/authors/gta/>

explicitly stated, thus blurring the differences between “authors” and “subauthors.” The contributorship system would open up new prospects for research in the field of collaboration issues in science but, although the ICMJE encourages journals to include contributor lists in their papers, only 10% of the biomedical journals had adopted the system by 2009 (Wager, 2009). In the meantime, the study of the acknowledgment section is an interesting option for an in-depth analysis of collaborative research practices, assuming that a sizeable part of them remains beyond the scope of the classical bibliometric indicators used to measure research collaboration, because these are based mainly on co-authorship analyses (Laudel, 2002) and are inadequate for the provision of a full and thorough image of collaboration in science.

9.5.6. Limitations of the study

In this study, the analysis of sub-authorship patterns is restricted to papers that present funding information, because only in those cases is the acknowledgment section of papers captured by the WoS. This is a limitation derived from the indexing policy of the WoS, but funding support is acknowledged in a large number of papers included in our study (73%), so we consider that the analysis of discipline patterns may yield reliable results.

The presence of acknowledgments in papers may be influenced by different factors such as the fact that it is not always mandatory in scientific journals (differences by field do exist), that all funding bodies may not be equally interested in having their support disclosed (commercial organizations may be reluctant to be mentioned for strategic reasons; Rigby, 2011), and that authors may differ in their propensity to acknowledge their influences and the assistance received. Although these limitations should be kept in mind, we consider that this study provides interesting insights into the presence and role played by acknowledgments in the English-language scientific output of a non-Anglophone country with a particular focus on interfield differences and sub-authorship information.

9.6. Conclusions and future research

Our study confirms the existence of differences in FA presence by subject area, genre, journal prestige, co-authorship, and, in a specific area, the basic versus applied type of research. Moreover, interfield differences in the nature of acknowledgments that go beyond financial support and include sub-authorship information were detected in the four subject categories under analysis. Extending the study to other research fields would allow us to categorize fields according to their acknowledgment patterns. Physics remains an attractive field for future research along with, in particular, large-scale science disciplines because of the specifics with regard to the contribution of

infrastructure to the development of large collaborative experiments that may be acknowledged in papers.

Moreover, this study opens up new avenues for future research. A comparative study of the presence of funded research in papers written in English and papers written in other languages is an interesting topic for further analysis, which has been addressed only at the level of specific journals (Salager-Meyer et al., 2009). On the other hand, multivariate analysis could be useful to delve into the relationships between acknowledgment presence and different features of research, such as collaboration, research level, and impact of research. The inclusion of citations received by papers along with the impact of publication journals would be desirable.

Certain developments in the way in which acknowledgment information is included in the WoS may enhance future research on the topic. First and foremost, the collection of funding acknowledgment data for all journals, regardless of their language, would be desirable. Second, the inclusion of the acknowledgment section in all WoS records, and not only when funding is acknowledged, would allow more global, comprehensive, and accurate studies. Finally, a better structuring of the acknowledgment information, including, for example, preestablished field subsections (in both journals and databases, as previously suggested by other authors, e.g., Cronin & Weaver, 1995), would allow us to discriminate between different types of information (i.e., financial data, conflict of interest disclosure, sub-authorship information) and facilitate automatic data processing. Today, there is a growing interest in the study of the acknowledgment section of papers because, as the research process grows in complexity, so does the amount and type of information included in the acknowledgments, revealing some of the particularities of research in each discipline.

Acknowledgments

This research was supported by the Spanish Ministry of Science and Innovation (CSO2008-06310) and the Spanish National Research Council (JAE predoctoral grant). We are very thankful to Javier Aparicio and Ignacio Santabárbara for their valuable assistance in data management as well as to Isabel Gómez and Purificación Galindo for their comments on a draft of this article. We especially thank two anonymous referees for their useful suggestions, which contributed significantly to improving the original manuscript.

References

- Archambault, E., Vignola-Gagne, E., Cote, G., Lariviere, V., & Gingras, Y. (2006). Benchmarking scientific output in the social sciences and humanities: The limits of existing databases. *Scientometrics*, 68(3), 329-342.
- Benzécri, J.P. (1973). *L'Analyse de Données. Vol. 2. L'analyse des correspondances*. Paris: Dunod.
- Berthier, F., & Bouroche, J.R. (1975). *Analyse des données multidimensionnelles*. Paris: Presses Universitaires de France.
- Boletín Oficial del Estado (2008). Orden Pre/621/2008, por la que se regulan las bases, el régimen de ayudas y la gestión de la línea instrumental de actuación de proyectos de I + D + i, en el marco del Plan Nacional de Investigación Científica, Desarrollo e Innovación Tecnológica, 2008-2011. BOE num.59, 8 March 2008, pp.14, 217. <<http://www.boe.es/boe/dias/2008/03/08/pdfs/A14205-14219.pdf>> Accessed: 22/03/13.
- Bolasco S. (1992). Sur différentes stratégies dans une analyse des formes textuelles: Une expérimentation à partir de données d'enquête, *Jornades Internacionals d'Analisi de Dades Textuals* (pp. 69-88). Barcelona: UPC.
- Bordons, M., Aparicio, J., & Costas, R. (2012). Heterogeneity of collaboration and its relationship with research impact in a biomedical field. *Scientometrics*, doi: [10.1007/s11192-012-0890-7](https://doi.org/10.1007/s11192-012-0890-7)
- Bordons, M., & Gómez, I. (2000). Collaboration networks in science. In B. Cronin & H.B. Atkins, (Eds.), *The web of knowledge: A Festschrift in honor of Eugene Garfield* (pp. 197-213). Medford, NJ: Information Today, Inc. & ASIS.
- Costas, R., & van Leeuwen, T.N. (2012). Approaching the “reward triangle”: general analysis of the presence of funding acknowledgments and “peer interactive communication” in scientific publications. *Journal of the American Society for Information Science and Technology*, 63(8), 1647-1661.
- Claxton, L.D. (2005). Scientific authorship part 2. History, recurring issues, practices, and guidelines. *Mutation Research*, 589, 31-45.
- Cronin, B. (1991). Let credits roll: a preliminary examination of the role played by mentors and trusted assessors in disciplinary formation. *Journal of Documentation*, 47(3), 227-239.
- Cronin, B. (1995) *The scholar's courtesy: The role of acknowledgments in the primary communication process*. Los Angeles: Taylor Graham.
- Cronin, B., McKenzie, G., & Rubio, L. (1993). The norms of acknowledgment in four humanities and social sciences disciplines. *Journal of Documentation*, 49(1), 29-43.
- Cronin, B., McKenzie, G., & Stiffer, M. (1992). Patterns of acknowledgment. *Journal of Documentation*, 48(2), 107-122.

- Cronin, B., McKenzie, G., Rubio, L., & Weaver-Wozniak, S. (1993). Accounting for influence: acknowledgments in Contemporary Sociology. *Journal of the American Society for Information Science*, 44(7), 406-412.
- Cronin, B., Shaw, D., & La Barre, K. (2003). A cast of thousands: co-authorship and sub-authorship collaboration in the 20th century as manifested in the scholarly literature of psychology and philosophy. *Journal of the American Society for Information Science and Technology*, 54(9), 855-871.
- Cronin, B., Shaw, D., & La Barre, K. (2004). Visible, less visible, and invisible work: patterns of collaboration in 20th century Chemistry. *Journal of the American Society for Information Science and Technology*, 55(2), 160-168.
- Cronin, B., & Weaver, S. (1995). The praxis of acknowledgment: from bibliometrics to influmetrics. *Revista Española de Documentación Científica*, 18(2), 172-177.
- Davis, C.H., & Cronin, B. (1993). Acknowledgments and intellectual indebtedness: a bibliometric conjecture. *Journal of the American Society for Information Science and Technology*, 44(10), 590-592.
- Digiusto, E. (1994). Equity in authorship: a strategy for assigning credit when publishing. *Social Science & Medicine*, 38, 55-58.
- Edge, D. (1979). Quantitative measures of communications in science: a critical review. *History of Science*, 17, 102-134.
- Escofier, B., & Pagès, J. (1992). *Análisis factoriales simples y múltiples. Objetivos, métodos e interpretación*. Bilbao, Spain: University of Basque Country.
- Gazni, A., & Didegah, F. (2011). Investigating different types of research collaboration and citation impact: a case study of Harvard University's publications. *Scientometrics*, 87(2) 251-265. doi: [10.1007/s11192-011-0343-8](https://doi.org/10.1007/s11192-011-0343-8)
- Giles, C.L., & Council, I.G. (2004). Who gets acknowledged: measuring scientific contributions through automatic acknowledgment indexing. *Proceedings of the National Academy of Sciences of the United States of America*, 101(51), 17599-17604.
- Gillet, R. (1991). Pitfalls in Assessing Research Performance by Grant Income. *Scientometrics*, 22, 253-263.
- González-Albo, B., Moreno, L., Morillo, F., & Bordons, M. (2012). Bibliometric indicators for the analysis of the research performance of a multidisciplinary institution: the CSIC. *Revista Española de Documentación Científica*, 35(1), 9-37. doi: [0.3989/redc.2012.1.851](https://doi.org/0.3989/redc.2012.1.851)
- González-Alcaide, G., Valderrama-Zurián, J.C., & Aleixandre-Benavent, R. (2012). The impact factor in non-English speaking countries. *Scientometrics*, 92(2), 297-311. doi: [10.1007/s11192-012-0692-y](https://doi.org/10.1007/s11192-012-0692-y)
- Heffner, A.G. (1981). Funded research, multiple authorship, and subauthorship collaboration in four disciplines. *Scientometrics*, 3(1), 5-12.
- Hunt, R. (1991) Trying an authorship index. *Nature*, 352(18), 187.

- ICMJE. (2013). Uniform Requirements for Manuscripts Submitted to Biomedical Journals: Ethical Considerations in the Conduct and Reporting of Research: Authorship and Contributorship. <http://www.icmje.org/ethical_1author.html> Accessed: 04/02/13.
- Kassirer, J.P., & Angell, M.A. (1991). On authorship and acknowledgments. *The New England Journal of Medicine*, 325(21), 1510-1521.
- Lamalle, C., Martínez, W., Fleury, S., & Salem, A. (2003). Lexico 3. Université de la Sorbonne nouvelle, Paris. <<http://www.tal.univ-paris3.fr/lexico/>>.
- Lancet (2011). Information for authors. <<http://download.thelancet.com/flatcontentassets/authors/lancet-information-for-authors.pdf>>. Accessed: 01/03/13.
- Laudel, G. (2002). Collaboration and reward. What do we measure by co-authorships? *Research Evaluation*, 11(1), 3-15.
- Lebart, L., & Salem, A. (1994). *Statistique textuelle*. Paris: Dunod.
- Lebart, L., & Salem, A., Bécue, M. (2000). *Análisis estadístico de textos*. Lleida (España): Milenio.
- Levitt, J.M. (2011). Are funded articles more highly cited than unfunded articles? A preliminary investigation. *Proceedings of ISSI 2011: The 13th Conference of the International Society for Scientometrics and Informetrics* (pp.1013-1015). Durban: ISSI.
- Lewison, G., & Dawson, G. (1998). The effect of funding on the outputs of biomedical research. *Scientometrics*, 41(1-2), 17-27.
- Lewison, G., & Markusova, V. (2010). The evaluation of Russian cancer research. *Research Evaluation* 19(2), 129-144.
- Marusic, A., Bosnjak, L., & Jeronicic, A. (2011). A systematic review of research on the meaning, ethics and practices of authorship across scholarly disciplines. *Plos One*, 6(9), 1-17. doi: [10.1371/journal.pone.0023477](https://doi.org/10.1371/journal.pone.0023477)
- McCain, K.W. (1991). Communication, competition, and secrecy: the production and dissemination of research-related information in genetics. *Sciences, Technology & Human Values*, 16(4), 491-516.
- Melin, G., & Persson, O. (1996). Studying research collaboration using co-authorships. *Scientometrics* 36(3), 363-377.
- Narin, F., Pinski, G., & Gee, H.H. (1976). Structure of the biomedical literature. *JASIS*, 27(1), 25-44.
- Nature (2012). Guide to publication policies of the Nature journals. <<http://www.nature.com/authors/gta.pdf>>. Accessed: 01/03/13.
- Noma, E. (1986). Subject Classification and influence weights for 3000 journals. Research report under CHI and NIH contracts. New Jersey: Computer Horizons Inc. Research.
- Patel, N. (1973). Collaboration in the professional growth of American Sociology. *Social Science Information*, 12(6), 77-92.

- Rigby, J. (2011). Systematic Grant and funding body acknowledgment data for Publications: new dimensions and new controversies for research policy and evaluation. *Research Evaluation*, 20(5), 365-375. doi: [10.3152/095820211X1316438967039](https://doi.org/10.3152/095820211X1316438967039)
- Rigby, J. (2013). Looking for the impact of peer review: does count of funding acknowledgments really predict research impact? *Scientometrics*, 94, 57-73. doi: [10.1007/s11192-012-0779-5](https://doi.org/10.1007/s11192-012-0779-5)
- Salager-Meyer, F., Alcaraz-Ariza, M.A., Luzardo-Briceño, M., & Jabbour, G. (2011). Scholarly gratitude in five geographical contexts: a diachronic and cross-generic approach of the acknowledgment paratext in medical discourse (1950–2010). *Scientometrics*, 86, 763–784. doi: [10.1007/s11192-010-0329-y](https://doi.org/10.1007/s11192-010-0329-y)
- Salager-Meyer, F., Alcaraz-Ariza, M.A., & Pabón-Bervesí, M. (2009). “Backstage solidarity” in Spanish and English-written medical research papers. Publication context and the acknowledgment paratext. *Journal of the American Society for Information Science and Technology*, 60(2), 307-317.
- Stossel, T.P. (2012). What’s wrong with COI? *The Scientist*. <<http://the-scientist.com/2012/06/12/opinion-whats-wrong-with-coi/>> Accessed: 20/12/12.
- Thomson. <http://wokinfo.com/products_tools/multidisciplinary/webofscience/fundingsearch/>
- Vicente-Villardón, J.L. (2010). MultBiplot: A package for Multivariate Analysis using Biplots. Departamento de Estadística. Universidad de Salamanca. <<http://biplot.usal.es/ClassicalBiplot/index.html>>.
- Vinkler, P. (1993). Research contribution, authorship and team cooperativeness. *Scientometrics*, 26(1), 213-230.
- Wager, E. (2009). Recognition, reward and responsibility: Why the authorship of scientific papers matters. *Maturitas*, 62(2), 109-112.
- Wang, X., Liu, D., Ding, K., & Wang, X. (2012). Science funding and research output: a study on 10 countries. *Scientometrics*, 91(2), 591-599. doi: [10.1007/s11192-011-0576-6](https://doi.org/10.1007/s11192-011-0576-6)
- Wang, J., & Shapira, P. (2011). Funding acknowledgment analysis: an enhanced tool to investigate research sponsorship impacts: the case of nanotechnology. *Scientometrics*, 87, 563-586. doi: [10.1007/s11192-011-0362-5](https://doi.org/10.1007/s11192-011-0362-5)
- Winston, R.B. (1985). A suggested procedure for determining order of authorship in research publications. *Journal of Counseling and Development*, 63(8), 55-518.
- Zhao, D.Z. (2010). Characteristics and impact of grant-funded research: a case study of the library and information science field. *Scientometrics*, 84, 293-306.